


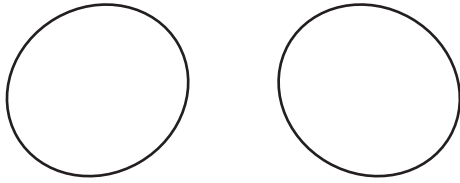
RIBBI THE FROG FAN HAT!



Attach front and back hat pieces together (tape works best)

INSTRUCTIONS

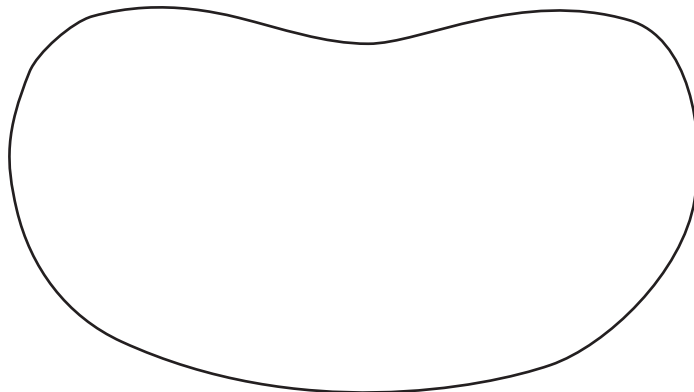
Eyes



Tongue



Mouth/Face



- 1. Cut each shape out.**
- 2. Use the shapes as stencils on construction paper OR color in the pieces. Feel free to make up your own team colors!**
Fold tongue to make it bouncy!
- 3. Build your mascot hat! Attach pieces together using tape and/or glue.**
- 4. Need more help? Head over to our Facebook page and watch our Virtual Opening Day Kids Club Craft segment!**