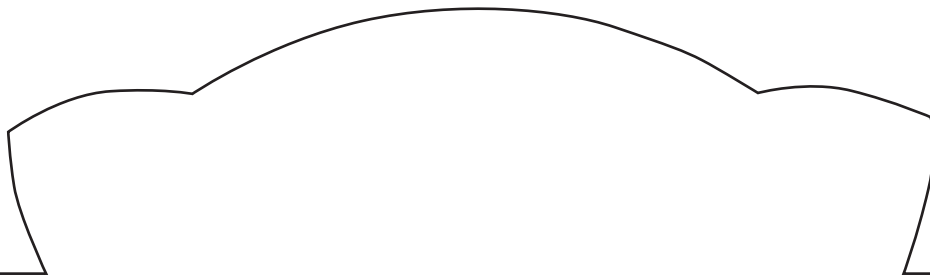
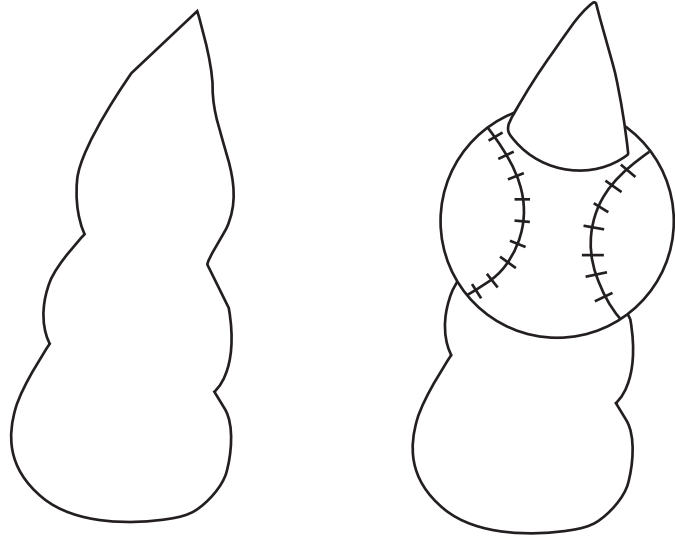


LANCELOT THE UNICORN FAN HAT!

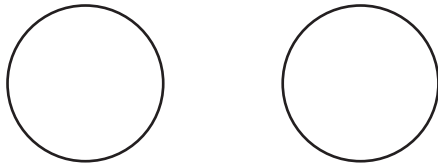


Attach front and back hat pieces together (tape works best)

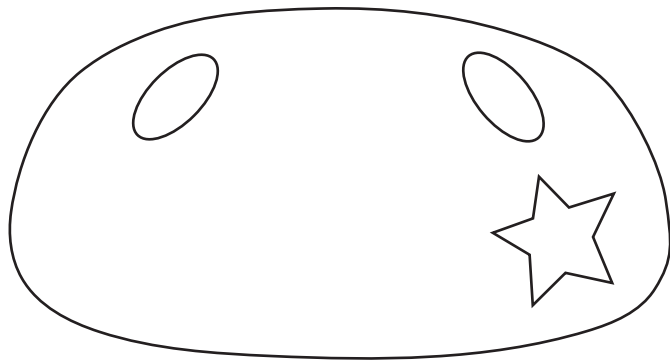
Choose your Unicorn Horn!



Eyes



Nose



INSTRUCTIONS

- 1.** Cut each shape out.
- 2.** Use the shapes as stencils on construction paper **OR** color in the pieces. Feel free to make up your own team colors! Draw on eyes and any other features you want.
- 3.** Build your mascot hat! Attach pieces together using tape and/or glue.
- 4.** Need more help? Head over to our Facebook page and watch our Virtual Opening Day Kids Club Craft segment!